



AUTOMATIC HAMBURGER FORMING MACHINES

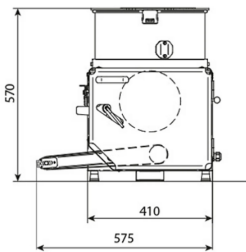
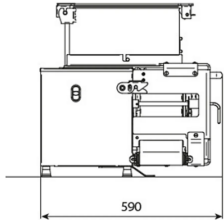
SMART



Experience. Evolution. Excellence.



SMART



Max diameter (Ø): 120 mm
Max thickness: 23 mm



2 x Ø 28 - 45 mm (cylindrical meatballs)

Dimensions displayed in mm

	SMART
Width	590
Depth	575
Height	570

MAIN FEATURES

Short description	Hamburger forming machine
	V 400/3N/50 Hz, V 230/1N/50 Hz
	0,3 kW (0,4 HP)
Bowl	Standardremovable 18 L feed pan
Nominal productivity	1000 pcs/h
Standard features	<ul style="list-style-type: none"> • Made of stainless steel, Delrin® and aluminum • Manual wire cleaning while the machine is in operation and with locked frontal window • Transparent methacrylate lid and stainless steel frontal window • Adjustable hamburger thickness • NVR device
Shaft	- Standard shaft if the machine is ordered with cylinders smaller than Ø 110 mm x Ø- Enlarged shaft if the machine is ordered with cylinders equal or bigger than Ø 110 mm
Conveyor belt	40 cm
Net weight	48 Kg
Additional features	<ul style="list-style-type: none"> • Exchangeable cylinder made in Delrin®, one or two shapes • Standard conveyor belt • Fast coupling paddle • Codified magnetic micro-switches and safety guards to prevent access to moving parts • Removable paddles, forming cylinder and product feed hopper • Electric parts into IP55 box

AVAILABLE ACCESSORIES

- Delrin® cylinder hamburger shape Ø 90 mm or Ø 100 mm or Ø 110 mm or Ø 120 mm. See "SHAFT" accessory
- Delrin® cylinder "cylindrical meatball" 2 x Ø 36 mm
- Delrin® cylinder – shapes/forms to be chosen among the ones available (see HAMBURGER SHAPES - SAMPLES page)
- Delrin® cylinder customized shape (under our approval). Some examples available on HAMBURGER SHAPES - SAMPLES page
- Foot control pedal
- Paper interleaver device (paper not included)
- Special 80 cm length conveyor (instead of standard 40 cm)

CE

SMART





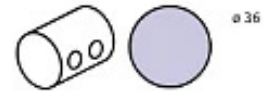
SMART

CONFIGURATIONS - Hamburger shapes

FORME SINGOLE SINGLE SHAPES




FORME DOPPIE (x 2) DOUBLE SHAPES (x 2)

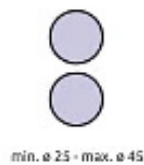


FORMA TONDO ROUND SHAPE min. ø 40 - max. ø 125	FORMA OSSO BONE SHAPE min. 80 max. 125 (C/E H MAX)	FORMA QUADRATO SQUARE SHAPE min. 50 - max. 125 (C/E H MAX)	FORMA ELLISSE ELLIPSE SHAPE min. 50 max. 125 (C/E H MAX)
FORMA OVALE OVAL SHAPE min. 80 max. 125 (C/E H MAX)	FORMA RETTANGOLO RECTANGLE SHAPE min. 60 max. 125 (C/E H MAX)	FORMA FIORE FLOWER SHAPE min. 85 - max. 125 (C/E H MAX)	FORMA CUORE HEART SHAPE min. 40 - max. 125 (C/E H MAX)
FORMA COTOLETTA STEAK/CUTLET SHAPE min. 60 - max. 125 (C/E H MAX)	FORMA PESCE FISH SHAPE min. ø 95 - max. ø 125 (C/E H MAX)	FORMA STELLA STAR SHAPE min. ø 60 - max. ø 120	FORMA BURGER MAN SHAPE min. ø 115 - max. ø 125 (C/E H MAX)

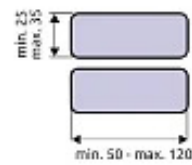
DOPPIO FIORE (x 2) DOUBLE FLOWER (x 2)



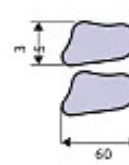
DOPPIO TONDO (x 2) DOUBLE ROUND (x 2)



BASTONCINI DOPPI (x 2) DOUBLE NUGGET/STICK (x 2)



COTOLETTE DOPPIE (x 2) DOUBLE STEAK/CUTLET (x 2)



* Tutte le quote sono espresse in millimetri (mm) - All the values are expressed in millimeters (mm)